

New



High Flow Flush Face Couplings



12 different options with one Master Evacuation Socket to fit all

DESIGN FEATURE

Flush face design allows easy cleaning by wiping with rag.

Push to connect, without needing to pull back actuating ring.

Color coded for visual identification

Reduce vehicle service time by increasing fluid flow rates.

1" NPT standard. Other options available.

Master socket to connect to all receivers for fluid evacuation.

PURPOSE

Reduce fluid contamination during connection with flush face feature

Eliminate possibility of customer cross mixing fluids with mechanical differentiation

Reduce customer time and cost during fluid evacuation using master socket with higher flow rates

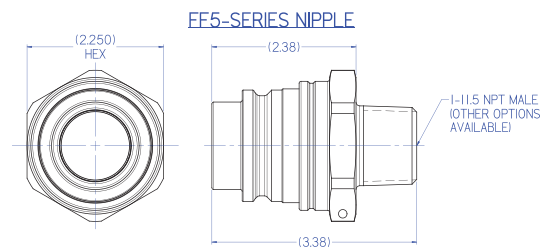
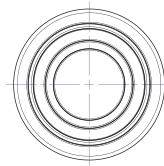
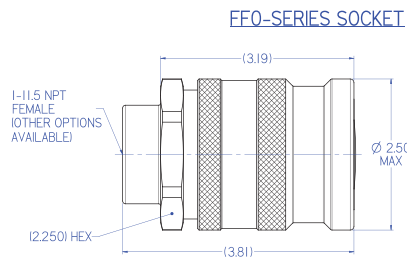
Reduce customer time and cost during fluid filling with higher flow rate



1300 026 673

www.cooperfluidsystems.com.au

High Flow Flush Face Couplings



Red (Socket)
FF010B16



Red (Nipple)
FF015A16



Gold (Socket)
FF070B16



Gold (Nipple)
FF075A16



Yellow (Socket)
FF020B16



Yellow (Nipple)
FF025A16



Teal (Socket)
FF080B16



Teal (Nipple)
FF085A16



Blue (Socket)
FF030B16



Blue (Nipple)
FF035A16



Pink (Socket)
FF090B16



Pink (Nipple)
FF095A16



Orange (Socket)
FF040B16



Orange (Nipple)
FF045A16



Gray (Socket)
FF100B16



Gray (Nipple)
FF105A16



Green (Socket)
FF050B16



Green (Nipple)
FF055A16



Brown (Socket)
FF110B16



Brown (Nipple)
FF115A16



Purple (Socket)
FF060B16



Purple (Nipple)
FF065A16



Black (Socket)
FF120B16



Black (Nipple)
FF125A16



Master Evacuation Socket
FFEVCB16